




●20D series

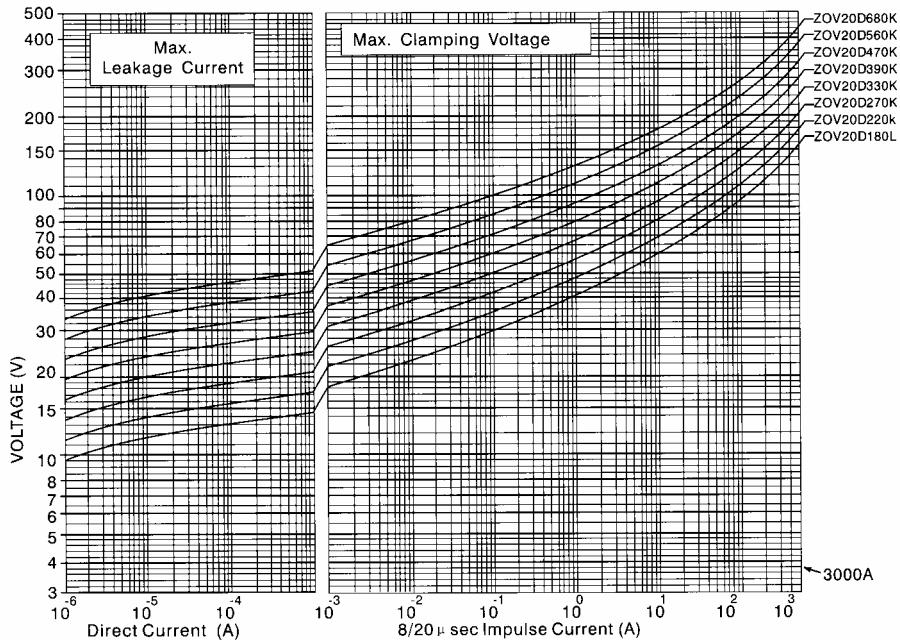
Part Number		Maximum Allowable Voltage		Varistor Voltage	Clamping Voltage (MAX.)		Maximum Peak current (8/20μs)		Maximum Energy (10/1000μs)		Rated Power	Typical Capacitance (Reference)	  		
Standard	High Surge	AC (V)	DC (V)	V 1mA (V)	VC (v)	IP (A)	Standard	High Surge	Standard	High Surge	W	@ 1KHz (pf)			
							(A)		(JOULE)						
VCR20D180L	H	11	14	18(15-21)	36	20	2000	3000	11	13	0.20	28500	*	*	*
VCR20D220K	H	14	18	22(20 -24)	43				14	16		18500	*	*	*
VCR20D270K	H	17	22	27(24 -30)	53				18	19		13000	*	*	*
VCR20D330K	H	20	26	33(30 -36)	65				32	24		11500	*	*	*
VCR20D390K	H	25	31	39(35 - 43)	77				36	28		8500	*	*	*
VCR20D470K	H	30	38	47(42 - 52)	93				33	34		7400	*	*	*
VCR20D560K	H	35	45	56(50 - 62)	110				41	41		6500	*	*	*
VCR20D680K	H	40	56	68(61 - 75)	135				46	49		5800	*	*	*
VCR20D820K	H	50	65	82(74 - 90)	135	100	6500	10000	38	56	1.00	4900	*	*	*
VCR20D101K	H	60	85	100(90 - 110)	165				45	70		4000	*	*	*
VCR20D121K	H	75	100	120(108 - 132)	200				55	85		3300	*	*	*
VCR20D151K	H	95	125	150(135 - 165)	250				70	106		2700	*	*	*
VCR20D181K	H	115	150	180(162 - 198)	300				85	130		2200	*	*	*
VCR20D201K	H	130	170	200(185 - 225)	340				95	140		2000	*	*	*
VCR20D221K	H	140	180	220(198 - 242)	360				100	155		1800	*	*	*
VCR20D241K	H	150	200	240(216 - 264)	395				108	168		1650	*	*	*
VCR20D271K	H	175	225	270(243 - 297)	455				127	190		1500	*	*	*
VCR20D301K	H	190	250	300(270 - 330)	500				136	210		1300	*	*	*
VCR20D331K	H	210	275	330(297 - 363)	550				150	228		1200	*	*	*
VCR20D361K	H	230	300	360(324 - 396)	595				163	255		1100	*	*	*
VCR20D391K	H	250	320	390(351 - 429)	650				180	275		1000	*	*	*
VCR20D431K	H	275	350	430(387 - 473)	710				190	307		930	*	*	*
VCR20D471K	H	300	385	470(423 - 517)	775				220	350		850	*	*	*
VCR20D511K	H	320	415	510(459 - 561)	845				220	360		780	*	*	*
VCR20D561K	H	350	460	560(504 - 616)	925				220	380		710	*	*	*
VCR20D621K	H	385	505	620(558 - 682)	1025				220	390		650	*	*	*
VCR20D681K	H	420	560	680(612 - 748)	1120				230	400		600	*	*	*
VCR20D751K	H	460	615	750(675-825)	1240				255	420		530	*	*	*
VCR20D781K	H	485	640	780(702-858)	1290				265	440		510	*	*	*
VCR20D821K	H	510	670	820(738-902)	1355				282	460		500	*	*	*
VCR20D911K	H	550	745	910(819-1001)	1500				310	540		440	*	*	*
VCR20D102K	H	625	825	1000(900 - 1100)	1650				342	565		400	*	*	*
VCR20D112K	H	680	895	1100(990 - 1210)	1815	383	620	360	*	*	*				
VCR20D122K	H	750	990	1200(1080-1320)	1980	408	660	320		*	*				
VCR20D182K	H	1000	1465	1800(1620-1980)	2970	625	660	320		*	*				

OPERATING TEMPERATURE RANGE: - 40°C TO +85°C

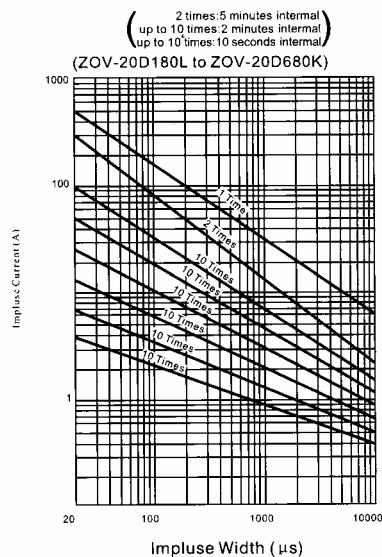
STORAGE TEMPERATURE RANGE: - 40°C TO +125°C

● **20D series**

ZOV-20D180L to ZOV-20D680K



Impulse Lifetime Ratings



ZOV-20D820K to ZOV-20D182K

