


SMT Power Transformers



- Optimized for Texas Instruments SN6501, ISO1176T/35T/3086T and Analog Devices ADM2482E/2485/2487E RS-485 Transceivers
- Center tapped primary and secondary windings
- AEC-Q200 Grade 1 (-40°C to +125°C)
- 2500 Vrms, one minute interwinding isolation.

Core material Ferrite

Terminations RoHS tin-silver over tin over nickel over phos bronze. Other terminations available at additional cost.

Weight 0.94 – 1.0 g

Ambient temperature -40°C to +125°C

Storage temperature Component: -40°C to +125°C. Tape and reel packaging: -40°C to +80°C

Resistance to soldering heat Max three 40 second reflows at +260°C, parts cooled to room temperature between cycles

Moisture Sensitivity Level (MSL) 1 (unlimited floor life at <30°C / 85% relative humidity)

PCB washing Tested with pure water or alcohol only. For other solvents, see Doc787_PCB_Washing.pdf

Part number ¹	Pri/sec voltage	Inductance ² min (µH)	DCR max (Ohms) ³		Leakage inductance ⁴ max (µH)	Volt-time product ⁵ (V-µsec)	Power ⁶ (W)	Turns ratio pri : sec
			pri	sec				
DA2303-AL_	5 V to 6 V	45.6	0.130	0.260	1.0	34.4	7.2	1 : 1.5
DA2304-AL_	3.3 V to 6 V	17.8	0.086	0.232	0.43	21.5	7.2	1 : 2.2

1. When ordering, please specify **termination** and **packaging** codes:

DA2303-ALD

Termination: L = RoHS compliant tin-silver over tin over nickel over phos bronze.

Special order:

T = RoHS tin-silver-copper (95.5/4/0.5) or

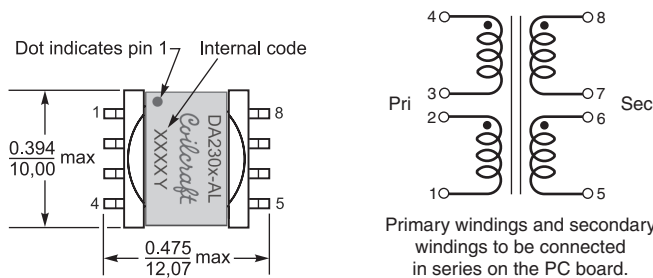
S = non-RoHS tin-lead (63/37).

Packaging: D = 13" machine ready reel. EIA-481 embossed plastic tape (600 per full reel). Quantities less than full reel available: in tape (not machine ready) or with leader and trailer (\$25 charge).

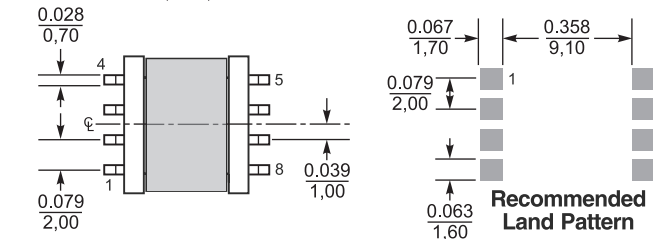
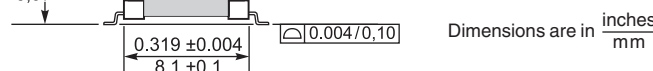
B = Less than full reel. In an effort to simplify our part numbering system, Coilcraft is eliminating the need for multiple packaging codes. When ordering, simply change the last letter of your part number from B to D

- Inductance is tested between pins 4 and 3 at 500 kHz, 0.5 Vrms, 0 A dc.
- DCR is per winding.
- Leakage inductance is for the primary with both windings connected in series and with the secondary windings shorted.
- Volt-time product is for the primary, between pins 4 and 1 with pins 2 and 3 connected.
- Calculated output power based on 150 kHz operating frequency. Power varies depending on application.
- Electrical specifications at 25°C.

Refer to Doc 362 "Soldering Surface Mount Components" before soldering.



Parts manufactured prior to November 2011 may be marked differently.



Packaging 600/13" reel Plastic tape: 24 mm wide, 0.37 mm thick, 16 mm pocket spacing, 6.1 mm pocket depth



US +1-847-639-6400 sales@coilcraft.com
UK +44-1236-730595 sales@coilcraft-europe.com
Taiwan +886-2-2264 3646 sales@coilcraft.com.tw
China +86-21-6218 8074 sales@coilcraft.com.cn
Singapore + 65-6484 8412 sales@coilcraft.com.sg

Document 550 Revised 11/18/21

© Coilcraft Inc. 2021

This product may not be used in medical or high risk applications without prior Coilcraft approval. Specification subject to change without notice. Please check web site for latest information.